

ROTARYLOK HANGER SPACING



Excellence is our standard.

Rotarylok Bulletin Sections

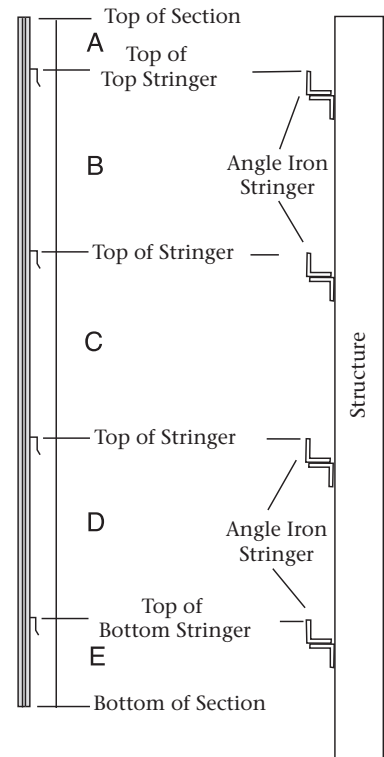
Rotarylok Hanger Spacing

Correct hanger spacing is important.

Measure from the top of the section down to the top of the top stringer. Then measure from top of stringer to top of next stringer down until all measurements are taken. Lastly, subtract all the above measurements from the total height of the section to get the last measure.

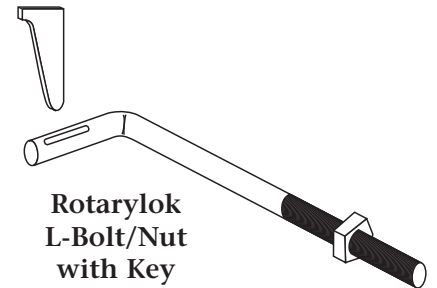
When matching old sections where you do not have the original stringer spacing recorded, remember that the hangers are probably out of kilter. You should measure from the top of section down with sections on the angle iron stringers, then measure the stringers on the structure for an accurate spacing.

Hanger Spacing

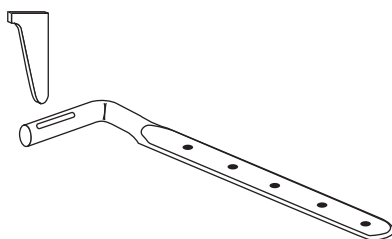


Rotarylok L-Bolt/Nut with Key Rotarylok Wood Clip with Key

When your angle iron is turned where you can not use hangers, or you have wooden stringers then your Rotarylok Sections can be attached to your angle iron stringers with L-Bolts and Nuts and "J" Clips or "RVJ" Clips on 4" x 3" angle iron. Use the Wood Clips to attach directly to wood stringers.

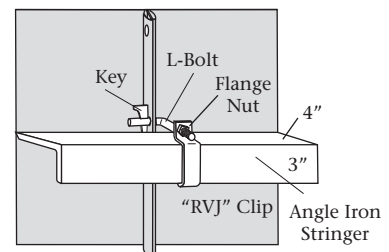


Rotarylok L-Bolt/Nut with Key

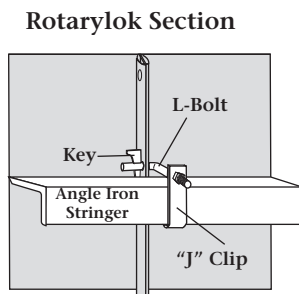


Rotarylok Wood Clips

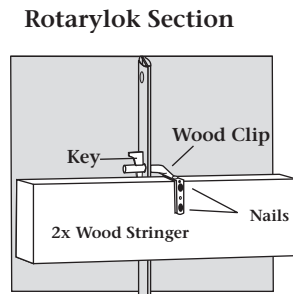
Rotarylok Sections



L-Bolt, Key and Flange Nut



L-Bolt/Nut



Wood Clip



"RVJ" Clip
Use with L-Bolt
on 4" x 3" Angle Iron



Excellence is our standard.

Hanger Spacing Worksheet

Rotarylok and Dura-Paint Sections

Date: _____
 Sold To: _____
 Address: _____
 City, State, Zip: _____
 Contact Name: _____
 Phone #: _____
 Fax #: _____
 Cell Phone #: _____

Order #: _____
 Sold To: _____
 Address: _____
 City, State, Zip: _____
 Contact Name: _____
 Phone #: _____
 Fax #: _____
 Cell Phone #: _____

Rotarylok Sections


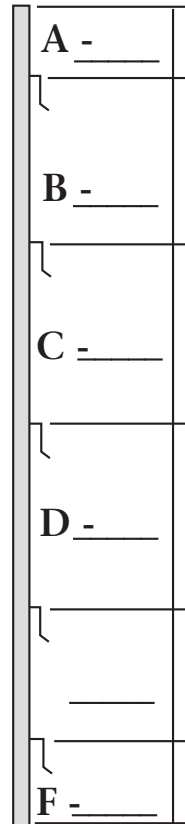
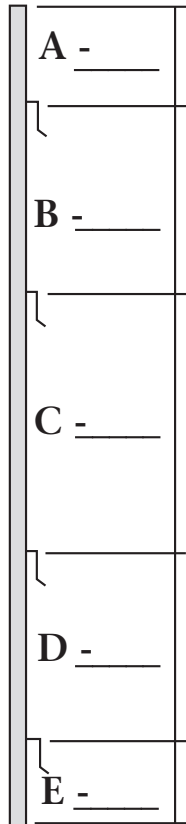
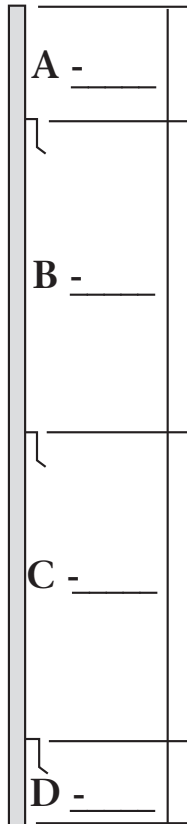
Dura-Paint Sections

3 Hangers
 Width _____
 Height _____

4 Hangers
 Width _____
 Height _____

5 Hangers
 Width _____
 Height _____

___ Hangers
 Width _____
 Height _____



Stop-Pop Front Yes No

Paint Back & Edges Yes No

Color: Brown Black Tan

White Other _____